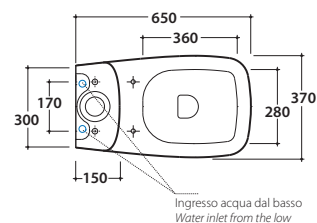


DAILY VASO MONOBLOCCO DA003.BI

CE EN 997:2015

GLOBO



Effetto antibatterico su ceramica
BATAFORM®
Ceramic antibacterial effect
BATAFORM®



Scarico ottimizzato a 4,5/3 litri
Drain 4,5/3 lit



Prodotto smaltato con
CERASLIDE®
Glazed product with
CERASLIDE®

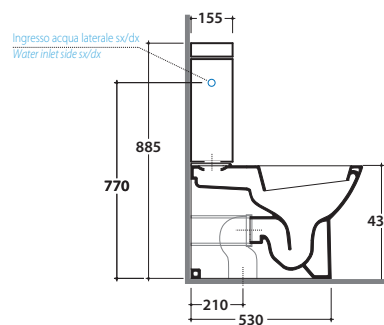
Cod. **DA003.BI**

Monoblocco 65,37 h43 cm. Installazione filo parete. Scarico 4,5 / 3 Lt.

Completo di fissaggio. Peso 28 Kg

Close couple Wc 65,37 h43 cm . Back to wall installation. Drain 4,5 / 3 Lt.

Fixing kit included. Weight 28 Kg



Cod. **DA008.BI**

Cassetta in ceramica 32,5,15,5 h45 cm. con attacco dal basso dx/sx. Peso 15 Kg

Close couple ceramic cistern 32,5,15,5 h45 cm. with lower RH/LH water inlet. Weight 15 Kg

Cod. **VA124**

Batteria di scarico con pulsante cromato attacco dal basso dx/sx (Geberit)

Brass chromium-plated discharge mechanism provided with lower RH/LH water inlet (Geberit)

Cod. **DA022.BI**

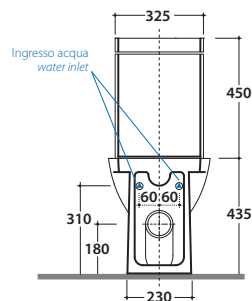
Cassetta in ceramica 32,5,15,5 h45 cm. con attacco laterale dx/sx. Peso 15 Kg

Close couple ceramic cistern 32,5,15,5 h45 cm. with side RH/LH water inlet. Weight 15 Kg

Cod. **VA127**

Batteria di scarico con pulsante cromato attacco laterale dx/sx (Geberit)

Brass chromium-plated discharge mechanism provided with side RH/LH water inlet (Geberit)



Copriwater con sistema di
cerniere a sgancio rapido
Seat-cover with hinge-system
to quick release



Trattamento antibatterico per sedili in
versione bianco lucido
Antibacterial treatment on toilet seats
in shiny white

Cod. **DAR19BI**

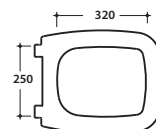
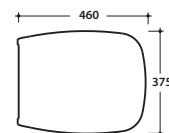
Coprivaso rimovibile in duroplast con chiusura tradizionale. Peso 3 Kg

Removable duroplast seat-cover with traditional closing system. Weight 3 Kg

Cod. **DAR20BI**

Coprivaso rimovibile in duroplast con chiusura rallentata. Peso 3 Kg

Removable duroplast seat-cover with soft-closing system. Weight 3 Kg



DAILY VASO MONOBLOCCO DA003.BI

CE EN 997:2015

GLOBO



Cod. **VA077**

Raccordo per scarico a pavimento regolabile da 6 a 16 cm. Peso 0,3Kg
Elbow pipe for floor drain. Adjustable 6/16 cm. Weight 0,3 Kg



Cod. **VA079**

Curva tecnica per lo scarico a pavimento. Peso 0,3Kg
Elbow pipe for floor drain. Weight 0,3 Kg



Cod. **VA078**

Raccordo per scarico a pavimento regolabile da 17 a 27 cm. Peso 0,3Kg
Elbow pipe for floor drain. Adjustable 17 / 27 cm. Weight 0,3 Kg



Cod. **VA076**

Raccordo per scarico a parete cm. 35 peso 0,2 Kg
Pipe for wall drain 35cm. Weight 0,2 Kg



Cod. **VA088**

Curva tecnica per lo scarico a pavimento, USA standard. 305mm. da parete. Peso 0,3 Kg
Elbow pipe for floor drain, USA standard. 305mm. from the wall. Weight 0,3 Kg

